



Phonics Screening Check



What is phonics?












































- Children are taught to read by breaking down (segmenting) words into separate sounds or 'phonemes'. They are then taught how to blend these sounds together to read the whole word.

- Children have a phonics lesson each day in Year 1 and 4 times weekly in Year 2 and they are encouraged to use these strategies to read and write in other lessons.

- There are around 40 different sounds.






















Here are the main phonemes (sounds) that children are expected to know by the end of Year 1 (Phase 3):

s 	t 	p 	n 	m 	a 	e 	i 	o 
g 	d 	ck 	r 	h 	u 	ai 	ee 	igh 
b 	f 	l 	j 	v 	oa 	oo 	oo 	ar 
w 	x 	y 	z 	qu 	or 	ur 	ow 	oi 
ch 	sh 	th 	th the	ng 	ear 	air 	ure pure	er 




Here are the main phonemes (sounds) that children are expected to know by the end of KS1 (Phase 5):

Phase 5 Sounds

ay 	ou 	ie 	ea 	oy 	ir 	ue 	aw 	wh 
ph 	ew 	oe 	au 	ey 	a_e 	e_e 		
i_e 	o_e 	u_e 						

www.communication4all.co.uk



What is the aim of the check?

- The Phonics Screening Check is designed to confirm whether individual children have learnt phonic decoding (i.e. apply their knowledge of letter-sound relationships) and blending (i.e. the skill of joining individual speech sounds (phonemes) together to make a word) skills to an appropriate standard
- This 'midpoint check' will ensure that we have a clear understanding of what the children need to learn in Year 2.


Why are the children being screened?

- Every Year 1 child in the country will be taking the phonics screening check in the same week in June (w/b 8th June).
- Those Year 2 children who didn't pass or didn't do the test in Year 1 will be taking the phonics screening check during the same week.
- Those children who are absent during the w/b 8th June will do the check during the w/b 15th June.
- This 'midpoint check' will ensure that we have a clear understanding of what the children need to learn in Year 2.

What will the children be expected to do?

- The check is very similar to tasks the children already complete during phonics lessons

- Children will be asked to 'sound out' a word and blend the sounds together, eg d-o-g - dog



- The focus of the check is to see which sounds the children know

THIS IS NOT A READING TEST



Examples of words:

in

at

beg

sum


ot



vap



osk



ect



Who will complete the check?

- The children will complete the check one at a time in a quiet area of the school.
- The screening will only take 5-10mins with each child.



Shhhhh!

How can you help?

•Encourage your child to 'sound out' when reading or writing. Focusing particularly on spotting more unusual sound patterns.

Eg

Digraph- 2 letters making one sound

cow

Trigraphs- 3 letters making one sound

night

Split digraphs- 2 vowels with a consonant in between that make one sound.

spine - i_e

How can you help?

- Encourage your child to use their sound mat when writing and use their actions to find the sound they need.
- Children can practise their phonics by playing games online:
 - <http://www.phonicsplay.co.uk/>
 - <https://www.phonicsbloom.com/>
 - <https://www.education.com/games/phonological-awareness/>

How can you help?

REMEMBER: Phonics is not the only thing needed to become a good reader.

Please continue to read with your child each night and encourage them to:

- Sound out
- Re-read to check it makes sense.
- Use pictures for clues.
- Ask questions about the book.
- And most importantly ENJOY READING!

How can you help?

The children cannot retake the test (unless they haven't done it in the past or they didn't pass) so it is very important your child is in school during these two weeks.



Questions?

