

Reading

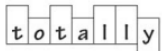


- Read using books from home, books from school or log in to Bug Club
- Record your reading in your Reading Record (at least 3 times a week).

Maths

- Log into TT Rockstars (at least 3 times a week) or play Hit the Button.
 - Write out your times tables (up to 20x).
- Practise using written methods for the four operations (addition, subtraction, multiplication and division).

Spellings

- Practise a few of Year 3/4 and 5/6 spellings each day
- Use the 'look, say, cover, write, check' strategy or one of the strategies below.

Drawing around the word to show the shape	Draw around the words making a clear distinction in size where there are ascenders and descenders. Look carefully at the shape of the word and the letters in each box. Now try to write the word making sure that you get the same shape. 
Drawing an image around the word	This strategy is all about making a word memorable. It links to meaning in order to try to make the spelling noticeable. You can't use this method as your main method of learning spellings, but it might work on those that are just a little more difficult to remember. 
Words without vowels	This strategy is useful where the vowel choices are the challenge in the words. Write the words without the vowels and pupils have to choose the correct grapheme to put in the space. For example, for the word <i>field</i> :
Pyramid words	This method of learning words forces you to think of each letter separately. You can then reverse the process so that you end up with a diamond. 
Other strategies	Other methods can include: <ul style="list-style-type: none"> • Rainbow writing. Using coloured pencils in different ways can help to make parts of words memorable. You could highlight the tricky parts of the word or write the tricky part in a different colour. You could also write each letter in a different colour, or write the word in red, then overlay in orange, yellow and so on. • Making up memorable 'silly sentences' containing the word • Saying the word in a funny way - for example, pronouncing the 'silent' letters in a word • Clapping and counting to identify the syllables in a word.

Year 6 Summer 1 Home Learning project

SATs will be occurring on the week beginning Tuesday 9th May. Therefore, it is important that children feel well prepared beforehand.

In consolidation of the learning completed in class, we would like children to complete the revision tasks listed in this document and attached.

To be returned by **Friday 28th April 2023**



Science – electricity

- Create a poster to explain the electrical dangers in the home and how to keep safe.
- Create a wordsearch or crossword using words associated with electricity.
- Research the discoveries of Michael Faraday

Complete the activity booklet. If you need help, use:

- Your Pearson revision guide
- Youtube – Mathantics, MC grammar, Mr Thorne does grammar
 - BBC bitesize
- Primary homework help
- Oak National Academy